

IMPACT WRENCHES

- PNEUMATIC
- HYDRAULIC

ATEX
Guideline 94/9 EC



PNEUMATIC IMPACT WRENCHES

LIGHT DUTY

Industrial

Mining

Part No. 6 1034 0010 (1/2" □)

Part No. 6 1035 0010 (1/2" □)

Equipped with a multi-step throttle valve.



LIGHT DUTY

Industrial

Part No. 6 1311 0010 (3/4" □)

Equipped with a multi-step throttle valve.



STANDARD DUTY

Industrial

Part No. 6 1313 0010 (3/4" □)

Part No. 6 1314 0010 (1" □)



TECHNICAL SPECIFICATION

* Recommended values dependent on screwing, flow pressure and used accessories.

Part No.		for Bolts up to	Tightening torque (hard thread) *	Square drive	Air consumption	Distance centre / outer edge	Length	Vibration level	Sound level	Connection	Hose I/D	Weight
		mm	Nm		m ³ /min	mm	mm	m/s ²	dB(A)		mm	kg
6 1034 0010	⊕ II2GcT6	M 20	610	1/2"	0.32	36.0	160	2.6	90	R 1/4" f	10	2.5
6 1035 0010 ¹	⊕ IM2cT6	M 20	610	1/2"	0.32	36.0	160	2.6	90	R 1/4" f	10	3.6
6 1311 0010	⊕ II2GcT6	M 22	850	3/4"	0.48	40.0	205	3.4	103	R 1/4" f	13	4.7
6 1313 0010	⊕ II2GcT6	M 27	1300	3/4"	1.20	47.5	215	4.8	102	R 3/8" f	13	6.2
6 1314 0010	⊕ II2GcT6	M 33	1500	1"	1.20	47.5	218	4.8	102	R 3/8" f	13	6.3
6 1315 0010 ¹	⊕ IM2cT6	M 30	1350	1"	1.70	45.0	228	6.2	96	Rd 32 x 1/8" m	13	7.1
6 1315 0020 ¹	⊕ IM2cT6	M 30	1350	3/4"	1.70	45.0	222	6.2	96	Rd 32 x 1/8" m	13	7.0
6 1315 0040	⊕ II2GcT6	M 30	1350	1"	1.70	45.0	228	6.2	96	R 1/2" f	13	6.9
6 1315 0050	⊕ II2GcT6	M 30	1350	3/4"	1.70	45.0	222	6.2	96	R 1/2" f	13	6.8
6 1316 0010 ¹	⊕ IM2cT6	M 30	1350	1"	1.40	45.0	228	4.5	96	Rd 32 x 1/8" m	13	6.5

PNEUMATIC IMPACT WRENCHES

STANDARD DUTY

Industrial

Part No. 6 1315 0040 (1" □)
Part No. 6 1315 0050 (3/4" □)

Mining

Part No. 6 1315 0010 (1" □)
Part No. 6 1315 0020 (3/4" □)

Part No. 6 1316 0040 (1" □)
Part No. 6 1316 0050 (3/4" □)

Part No. 6 1316 0010 (1" □)
Part No. 6 1316 0020 (3/4" □)



STANDARD DUTY

Industrial and Mining

Part No. 6 1312 0010 (3/4" □)
Part No. 6 1412 0010 (1" □)



HEAVY DUTY

Industrial

Part No. 6 1410 0010 (1" □)
Part No. 6 1417 0040 (1 1/2" □)

Mining

Part No. 6 1411 0010 (1" □)
Part No. 6 1511 0010 (1 1/2" □)



TECHNICAL SPECIFICATION

* Recommended values dependent on screwing, flow pressure and used accessories.

Part No.		for Bolts up to	Tightening torque (hard thread) *	Square drive	Air consumption	Distance centre / outer edge	Length	Vibration level	Sound level	Connection	Hose I/D	Weight
		mm	Nm		m ³ /min	mm	mm	m/s ²	dB(A)		mm	kg
6 1316 0020 ¹	⊕ IM2cT6	M 30	1350	3/4"	1.40	45.0	222	4.5	96	Rd 32 x 1/8" a	13	6.4
6 1316 0040	⊕ II2GcT6	M 30	1350	1"	1.40	45.0	228	4.5	96	R 1/2" i	13	5.7
6 1316 0050	⊕ II2GcT6	M 30	1350	3/4"	1.40	45.0	222	4.5	96	R 1/2" i	13	5.6
6 1312 0010 ¹	⊕ IM2cT6	M 33	1800	3/4"	1.10	49.0	280	3.2	92	Rd 32 x 1/8" a	13	9.0
6 1412 0010 ¹	⊕ IM2cT6	M 33	1800	1"	1.10	49.0	280	3.2	92	Rd 32 x 1/8" a	13	9.0
6 1410 0010	⊕ II2GcT6	M 36	2200	1"	1.60	57.0	370	6.2	92	R 1/2" i	13	11.0
6 1411 0010 ¹	⊕ IM2cT6	M 36	2200	1"	1.60	57.0	370	6.2	92	R 1/2" i	13	13.5
6 1417 0040	⊕ II2GcT6	M 56	4400	1 1/2"	1.60	57.0	385	6.6	107	R 1/2" i	15	12.2
6 1511 0010 ¹	⊕ IM2cT6	M 56	4400	1 1/2"	1.60	57.0	385	5.5	92	R 1/2" i	15	14.9

¹ For use in underground mining.

Subject to technical change.

Performance data at an operating pressure of 6 bar.

HYDRAULIC IMPACT WRENCHES

STANDARD DUTY

Industrial

Part No. 6 1515 0010 (3/4" □)

Part No. 6 1514 0010 (1" □)

Mining

Part No. 6 1512 0010 (3/4" □)

Part No. 6 1513 0010 (1" □)

Hydraulic fluid :
Hydraulic oil



TECHNICAL SPECIFICATION

* Recommended values dependent on screwing, flow pressure and used accessories.

Part No.		for Bolts up to	Tightening torque (hard thread) *	Square drive	Operating pressure (adjustable)	Oil flow	Distance centre / outer edge	Length	Vibration level	Sound level	Connecting thread (female)	Hose I/D	Weight
		mm	Nm		bar	m ³ /min	mm	mm	m/s ²	dB(A)		mm	kg
6 1512 0010 ¹	IM2cT5	M 27	1650	3/4"	70-140	15-38	45	245	3.8	85.3	M18x1.5	12	9.0
6 1515 0010	II2GcT5	M 27	1650	3/4"	70-140	15-38	45	245	3.8	85.3	M18x1.5	12	8.2
6 1513 0010 ¹	IM2cT5	M 27	1650	1"	70-140	15-38	45	245	3.8	85.3	M18x1.5	12	9.0
6 1514 0010	II2GcT5	M 27	1650	1"	70-140	15-38	45	245	3.8	85.3	M18x1.5	12	8.2


¹ For use in underground mining.

Subject to technical change.

Performance data at an operating pressure of 140 bar.

PNEUMATIC TORQUE WRENCHES (more details on request)





Part No. 6 5002 0020 (1" □)



Part No. 6 5003 0010 (1 1/2" □)



Explanation :

-  II2GcT5 - Safety class ATEX, machine group II, categorie 2, for gas, structural safety, temperature class 5
-  IM2cT5 - Safety class ATEX, machine group I, categorie M2, structural safety, temperature class 5
-  II2GcT6 - Safety class ATEX, machine group II, categorie 2, for gas, structural safety, temperature class 6
-  IM2cT6 - Safety class ATEX, machine group I, categorie M2, structural safety, temperature class 6

Accessories on request.

SPITZNAS

Maschinenfabrik GmbH, Fellerstraße 4, D-42555 Velbert, Germany
 Tel: +49-(0)2052-605-0 Fax: +49-(0)2052-605-29
 Email: sales@spitznas.com Internet: http://www.spitznas.com

08/05 E 1